Prologue: Bregentved Homecoming

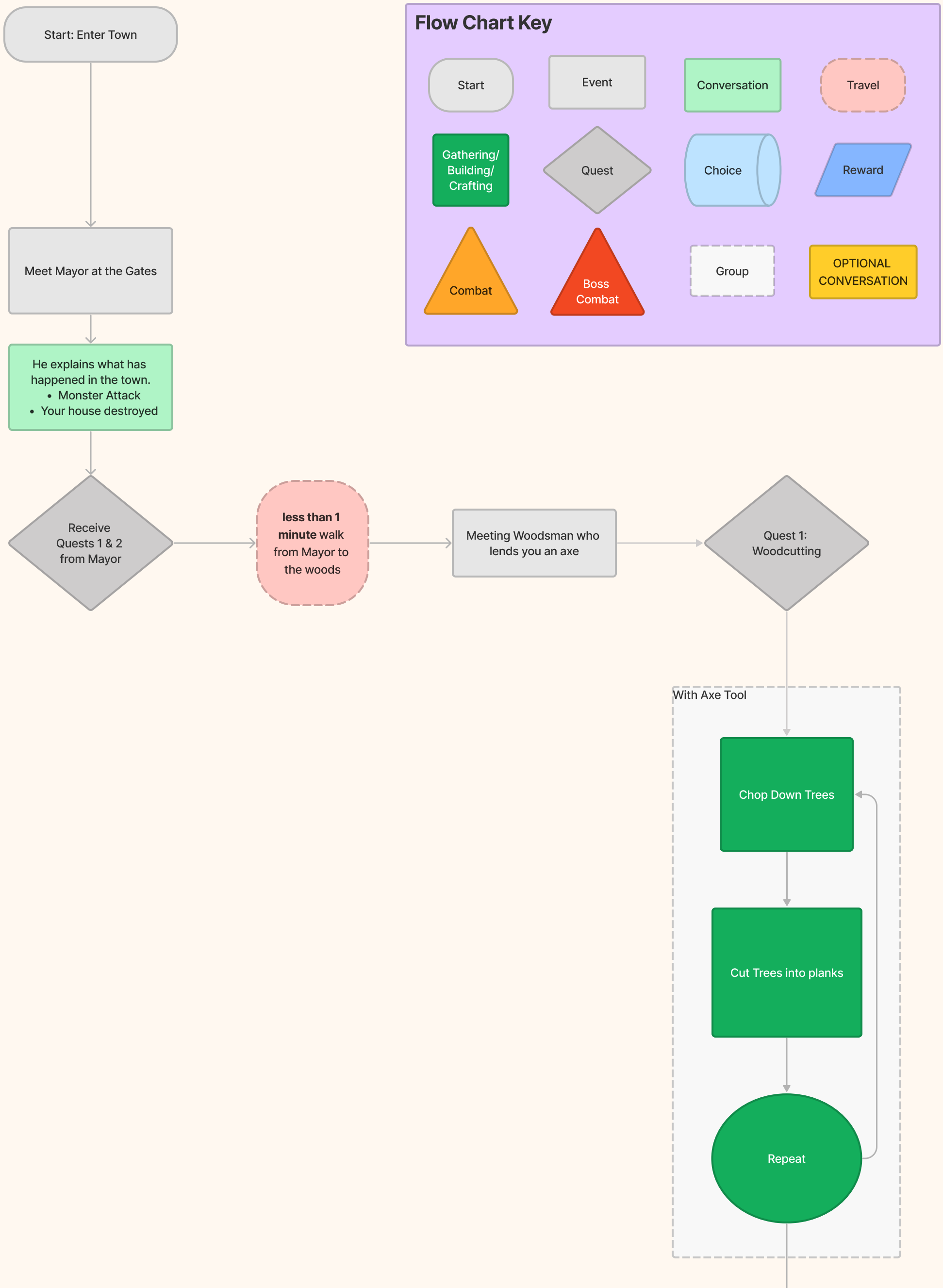

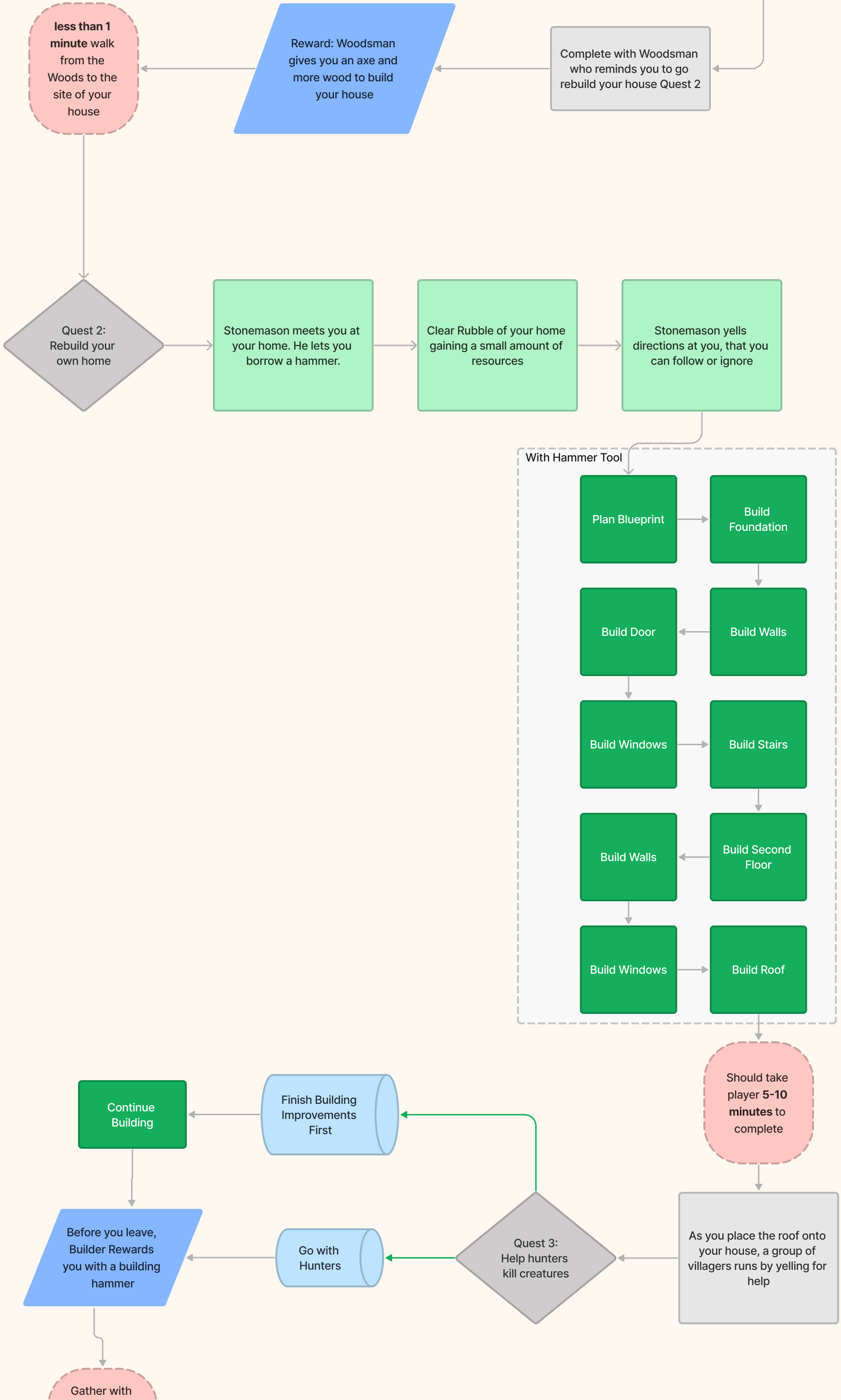
less than 1 minute walk from the Woods to the site of your house
Reward: Woodsman gives you an axe and more wood to build your house
Complete with Woodsman who reminds you to go rebuild your house Quest 2
Quest 2: Rebuild your own home
Stonemason meets you at your home. He lets you borrow a hammer.
Clear Rubble of your home gaining a small amount of resources
Stonemason yells directions at you, that you can follow or ignore
With Hammer Tool
Plan Blueprint
Build Foundation
Build Walls
Build Door
Build Stairs
Build Windows
Build Second Floor
Build Walls
Build Windows
Build Roof
Should take player 5-10 minutes to complete
As you place the roof onto your house, a group of villagers runs by yelling for help
Quest 3: Help hunters kill creatures
Go with Hunters
Finish Building Improvements First
Continue Building
Before you leave, Builder Rewards you with a building hammer
Gather with

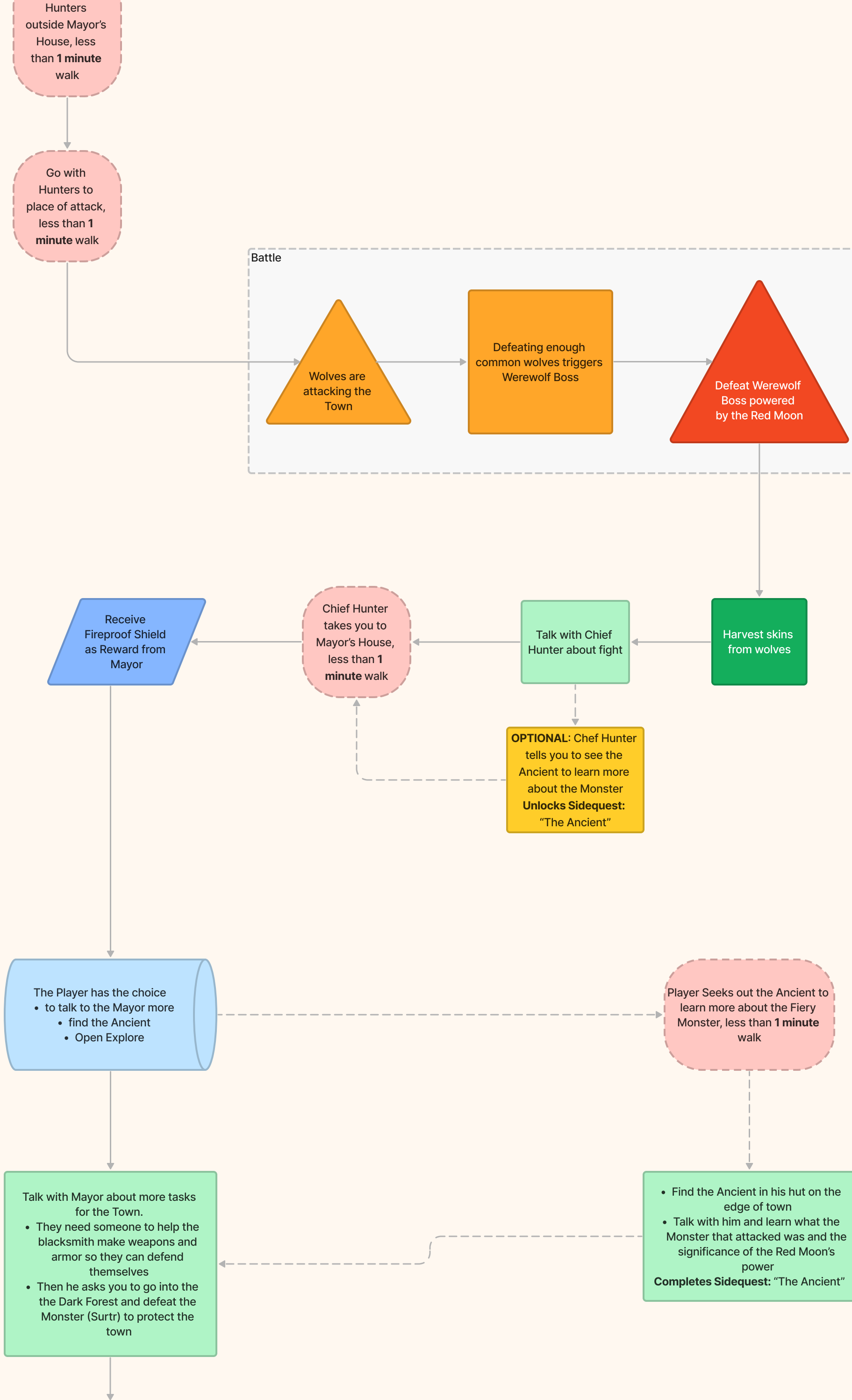
Hunters outside Mayor's House, less than **1 minute** walk
Go with Hunters to place of attack, less than **1 minute** walk
Battle
Wolves are attacking the Town
Defeating enough common wolves triggers Werewolf Boss
Defeat Werewolf Boss powered by the Red Moon
Harvest skins from wolves
Talk with Chief Hunter about fight
OPTIONAL: Chef Hunter tells you to see the Ancient to learn more about the Monster **Unlocks Sidequest:** "The Ancient"
Chief Hunter takes you to Mayor's House, less than **1 minute** walk
Receive Fireproof Shield as Reward from Mayor
The Player has the choice
• to talk to the Mayor more
• find the Ancient
• Open Explore
Player Seeks out the Ancient to learn more about the Fiery Monster, less than **1 minute** walk
• Find the Ancient in his hut on the edge of town
• Talk with him and learn what the Monster that attacked was and the significance of the Red Moon's power
Completes Sidequest: "The Ancient"
Talk with Mayor about more tasks for the Town.
• They need someone to help the blacksmith make weapons and armor so they can defend themselves
• Then he asks you to go into the the Dark Forest and defeat the Monster (Surtr) to protect the town

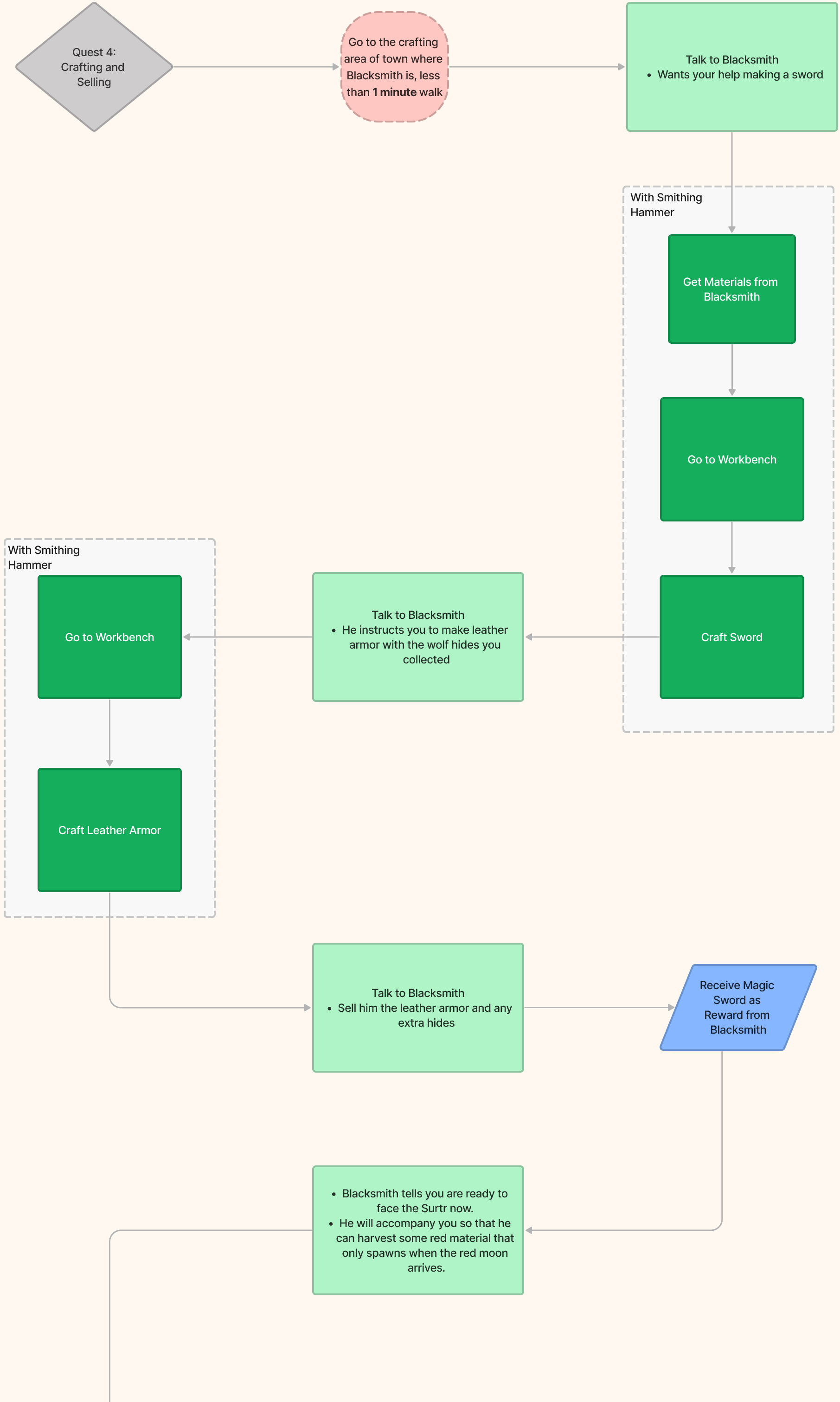
Quest 4: Crafting and Selling
Go to the crafting area of town where Blacksmith is, less than **1 minute** walk
Talk to Blacksmith
• Wants your help making a sword
With Smithing Hammer
Get Materials from Blacksmith
Go to Workbench
Craft Sword
Talk to Blacksmith
• He instructs you to make leather armor with the wolf hides you collected
With Smithing Hammer
Go to Workbench
Craft Leather Armor
Talk to Blacksmith
• Sell him the leather armor and any extra hides
Receive Magic Sword as Reward from Blacksmith
• Blacksmith tells you are ready to face the Surtr now.
• He will accompany you so that he can harvest some red material that only spawns when the red moon arrives.

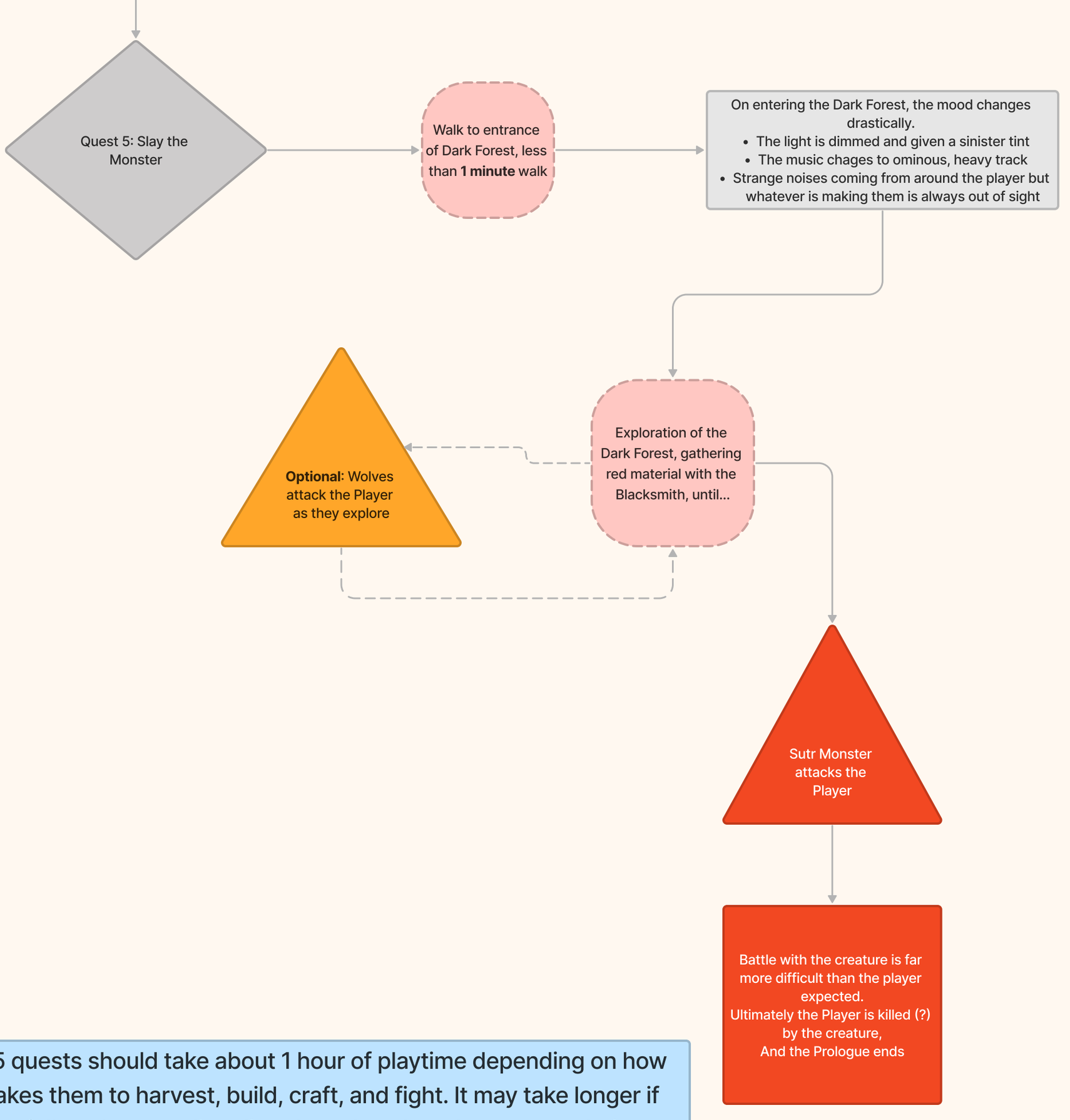

Theses 5 quests should take about 1 hour of playtime depending on how long it takes them to harvest, build, craft, and fight. It may take longer if they do not follow the questline directly and explore the town on their own.